



RESIDENTIAL **GATES AND FENCES**






The WIŚNIEWSKI Company



Powder Paint Shop



Hot Galvanizing Shop

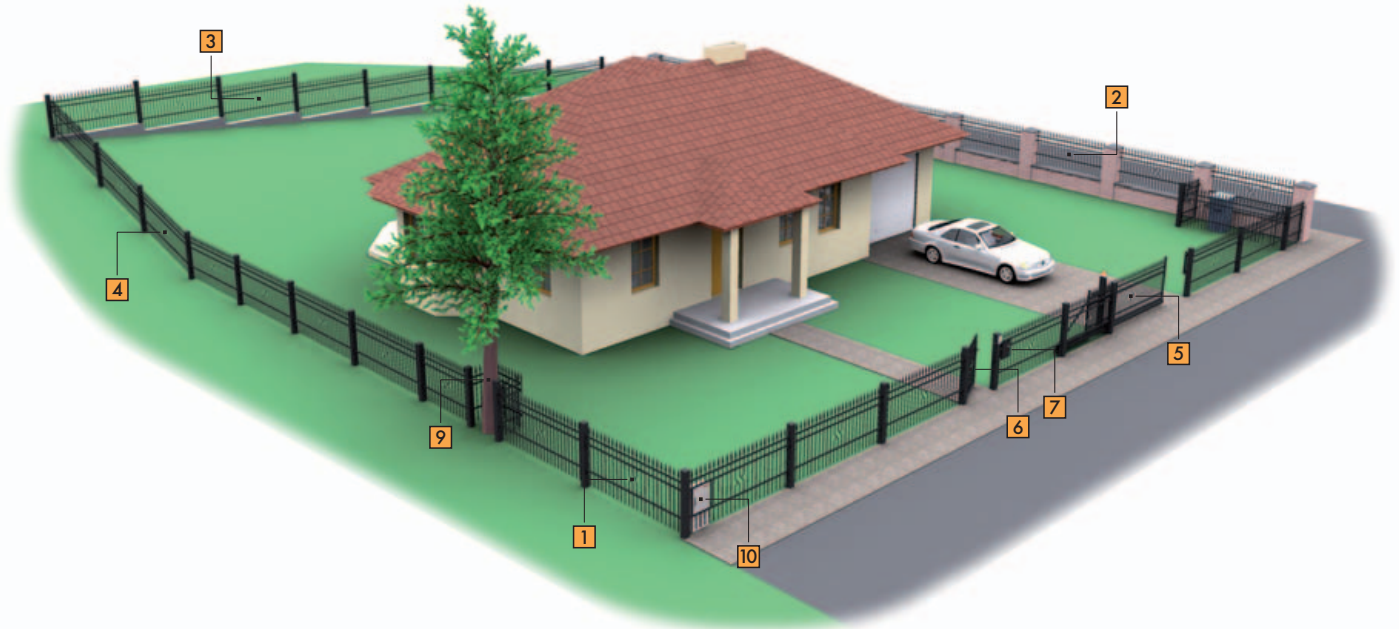
TABLE OF CONTENTS



HOW TO DESIGN A FENCE ?	4 - 5
ADVICE AND GUIDELINES	6 - 7
THE WIŚNIEWSKI RESIDENTIAL GATES AND FENCES	8 - 9
SLIDING GATES	10 - 11
DOUBLE-LEAF GATES	12 - 13
WICKETS	14 - 15
SEGMENTS AND POSTS	16 - 17
DESIGNS OF RESIDENTIAL FENCES THE Lux SYSTEM	18 - 19
DESIGNS OF RESIDENTIAL FENCES THE <i>Style</i> SYSTEM	20 - 21
DESIGNS OF RESIDENTIAL FENCES THE Classic SYSTEM	22 - 23
THE WORLD OF COLOURS	24 - 25
GALLERY THE Lux SYSTEM	26 - 27
GALLERY THE <i>Style</i> SYSTEM	28 - 29
GALLERY THE Classic SYSTEM	30 - 31

HOW TO DESIGN A FENCE ?

Most of us treats the privacy of our own homes as an oasis of safety and peace. Fence guards our privacy. When properly designed and made, the fence protects our site against uninvited guests, complements building architecture and decorates the surroundings. Below we provide some practical guidelines, which will help you to design your fence properly.



VARIOUS FENCE VARIANTS:

There are several methods to make a fence:

- all elements made of steel: segments, system posts, gate and wicket.



- segments, gate and wicket made of steel, and fixed to brick posts.



- steel segments and system posts mounted onto a wall base.




SEGMENT WIDTH CHOICE:

How to choose suitable width of segments in one line ?


There are two ways:

- fence side consists of segments of the same width, made "to size",



all segments "to size"

- fence side consists of segments from the series of types + last segment made "to size".



4 standard segments, the last one "to size"

SLOPING GROUND:

If the plot is partially located on sloping ground, you have two choices:

- stepping of segments



- slanting segments



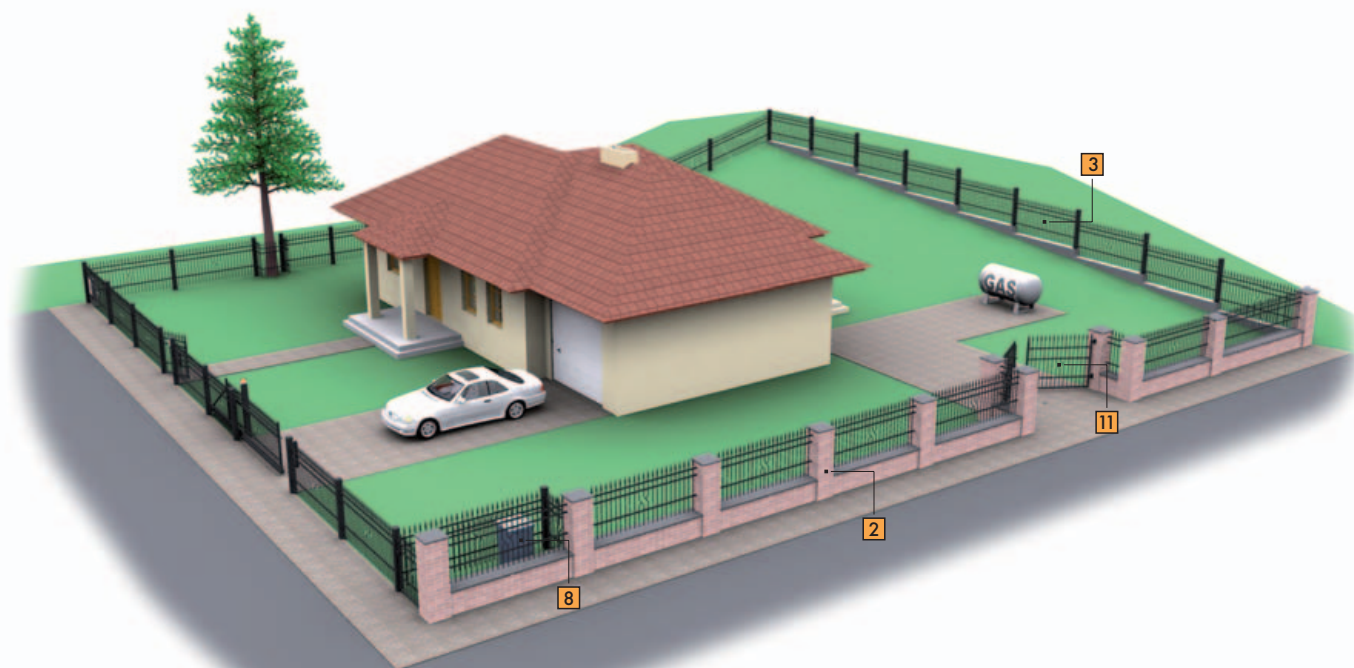
ENTRANCE GATE:

Sliding gate is a universal way to close the entrance. Its leaf does not occupy any space in the gate clearance, as it slides along the fence inside not touching the ground.



We can install a **double-leaf gate** in any place with sufficient space for free opening of its leaves.





The entry gate is usually installed along the fence line. However, in case of plots located at narrow streets it may become necessary to move the gate deeper into the premises. Then, it should be set inside the plot in a 1-2m-deep recess; see **11**.

WICKET:

Wicket shall be installed so as to ensure free entry into the premises. It may be opening in any direction. Locking system type is important: either electromagnetic or conventional lock.




LETTER-BOX:

Letter-box shall be located near wicket. Fitted in a segment, it matches well the whole fence.



PLACE FOR WASTE CONTAINER:

It is easy to solve the issue of waste container presence at our plot - necessary, although not very pleasant. We may build for this purpose a garden house, wall, or hoarding provided with extra wickets or segments.




OBSTACLES IN THE FENCE LINE:

If there are any obstacles (trees, shrubs, posts, electric distribution boxes) in the fence line, which are to be left in their place, we must bypass them using fence segments of non-standard sizes and shapes:

- tree bypassing



- distribution box building-in



ACCESS TO PUBLIC UTILITIES:

If we have to provide comfortable access to connections of service utilities in different parts of the plot, we may use additional wickets or gates for that purpose.



ADVICE AND GUIDELINES



Fencing system with a sliding gate design AW.10.58 (fragment), view from the street

Which fence to choose?

Type of materials used to build the fence, and the fence shape and design shall match the architectural style of the home and landscape around it. Plain, steel fence matches modern homes, and ornamented one is better for residences. The WIŚNIEWSKI Company offers dozens of different fence designs: from the simplest to rich and original forms.

Why steel fence?

Unlike wood or concrete, open steel fences seem to be light, they optically enlarge the garden, and due to high diversity of designs it is easy to match them to any environment. However, visual effect is not all - steel fences are solid, and make a structure, which is rigid and hard to cross. They are very well protected against corrosion by hot galvanising and powder painting.

Why is it worth investing in a complete fence system?

The term "Fence System" means: gates, wickets, segments, posts and fitting accessories, that is all elements necessary to fence off the site functionally. When ordering a complete system, you are sure to obtain uniform appearance of the whole fence. You know that it will be easy to assemble. Moreover, you may order the whole fence in one place, not wasting your time and energy on searching for individual elements. The WIŚNIEWSKI Company offers complete fence systems available through our Sales Network in Poland and abroad.

How to protect steel fence against corrosion in the best way?

The best currently known methods of steel protection against corrosion are: hot galvanising and powder painting.

Both processes are preceded with a multistage surface preparation in order to guarantee thorough

covering and adhesion of zinc and paint layers. Owing to modern process lines, the WIŚNIEWSKI fences provide long-term durability without costly maintenance.

Which automatic system for the entrance gate?

The automatic system installed in steel post of the WIŚNIEWSKI sliding gate is the only concept of its kind in the market. It is worth ordering the gate with an integrated automatic system instead of external devices, which are often stolen or mar the fence. The post protects the mechanism from weather conditions. In case of power failure it is easy to unlock the system and open the gate manually.



Fencing system with a double-leaf gate design AW.10.58 (fragment), view from the street



Why the CE marking on the gate guarantees safety?

The CE symbol indicates the gate that satisfies requirements specified in the European Standard EN 13241-1. This standard demands a lot from all gate manufacturers as regards safety of people and property. Engineering concepts applied in the WISNIEWSKI gates: overload circuit breaker, bumper rail, beacon, photocells, and safety strips guarantee safe operation of the gate.

How to install sliding gate in the best way?

There are two options, depending on fence design and building conditions:

- for designs with convex upper edge line - installation using 3 anchor bolts;
- for the other ones - installation using 2 anchor bolts.

PLEASE FOLLOW THE REQUIREMENTS OF THE LOCAL BUILDING LAW

The Polish building law says the following:

When designing a fence, we should take into account few basic principles, according to the Building Law.

1. Correctly set out fence runs along our plot boundaries, but it cannot go beyond them. Use geodetic services to set out the fence line correctly.
2. Gates in fence shall not open to the outside of the plot or have any thresholds making it difficult to enter for disabled people using wheelchairs.
3. The fence shall not pose hazard for people and animals, therefore it is prohibited to place barbed wire, broken glass, or other elements with sharp ends at the height lower than 1.8 m.
4. Clearance width of the gate entrance shall be minimum 2.4 m, and wicket width - minimum 0.9 m.
5. The fence shall be open, starting at minimum level of 0.6 m above the ground level, unless there is a need to build another fence type, resulting from guidelines specified in local spatial development plan, or acoustic protection requirements, or conditions for the plot use.
6. According to applicable law, gates and wickets shall have the **CE** mark. Clearance width of the gate entrance shall be minimum 2.4 m, and wicket width - minimum 0.9 m.



THE WIŚNIEWSKI RESIDENTIAL GATES AND FENCES



The Residential Fences constitute a system of segments, posts and sliding gates, double-leaf gates and wickets. We offer dozens of various designs in standard colours, special colours, or any RAL colours; standard or custom-made sizes. All system elements may be freely arranged and combined. This modular structure allows to match fences to any premises.

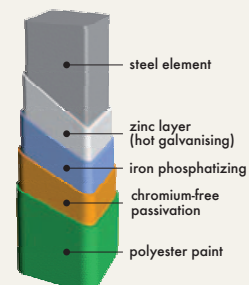


design: AW.10.56

ADVANTAGES

YOU ARE SAVING TIME AND MONEY

- You do not incur any extra costs for fence protection against corrosion. You gain durability for many years as a result of excellent surface protection by hot galvanising and powder painting.
- Easy and quick assembly is possible due to modular fence structure. All elements may be combined into a whole owing to suitably prepared holes and grips.
- You do not waste your time and energy on searching for individual elements, you purchase everything in one place: posts, segments, wickets, entrance gates. The WIŚNIEWSKI Company offers ready site fencing concepts.



YOU FEEL SECURE

- In the WIŚNIEWSKI gates and wickets, we use reliable systems ensuring their safe use, proven by the CE marking.
- Protection of your premises is guaranteed by a solid fence, which is hard to cross for uninvited guests.



YOU IMPLEMENT YOUR OWN CONCEPTS

- Owing to broad offer of designs, you may match the fence to the architectural style of your home and landscape around it. In this way you implement your own concept.
- Excellent visual effect is guaranteed by painting the fence in any colour; you may choose from among hundreds of colours.
- Individual and unique style of your premises will make it look different from other ones.



WE GIVE YOU PRESTIGE AND HIGHEST QUALITY

- When you possess the WIŚNIEWSKI fence, you will get satisfaction from using a brand-name product; you have invested in a good Polish product.
- You purchase high quality product, manufactured from the best materials using our own production lines and modern technologies.



design: AW.10.53, view from premises side

SLIDING GATES



Almost every entrance may be closed with **Sliding Fence Gate**. Its advantages are: failure-free operation in all conditions, safe use proven by the **CE** marking, compact design and aesthetic appearance.



design: AW.10.33

ADVANTAGES

YOU HAVE MORE FREE TIME AND EASY MIND

- You don't need to clean the entrance at once: snowfall or falling leaves will not disturb free opening and closing of the gate. Its leaf moves few centimetres above the ground, and as a result of this does not get not blocked with anything.
- You will forget about problems with repairs owing to technologies that guarantee failure-free operation of the gate: guide rolls with bearings, special track profile. Reliable automatic system with unlocking function allows to open the gate manually in case of power failure.



YOU WILL COMFORTABLY ENTER YOUR PREMISES

- Rainy weather, storm or blizzard make no problem any more. You will activate the gate using a remote control, not leaving your car. Owing to remotely operated sliding gate, you will feel comfortably even in these conditions.



YOU FEEL SECURE

- The following elements ensure safety: photocells, safety strips, overload circuit breaker. The beacon signals the gate movement, and bumper rail at the leaf front protects it from damage when it hits an obstacle.
- You sleep well - the automatic system built-in in the gate post won't be easily stolen; moreover, the post protects it against weather conditions: rain, snow. The system runs on safe voltage - 24V.
- Thanks to remotely operated gate, you will safely enter your premises without leaving your car, in particular at night.



YOU HAVE NICE AND FUNCTIONAL GATE

- You have more space inside your premises - the gate slides along the fence. This is particularly important when your garage is near the entrance gate.
- You are pleased with aesthetic appearance of your gate: the automatic system hidden in the post, a beacon - this is simplicity and elegance at the same time.



design: AW.10.45, view from premises side

DOUBLE-LEAF GATES



Any elegant premises will gain luxurious character when it is closed with a **Double-Leaf Entrance Gate**. This conventional concept combined with intriguing design and colours ideally complements any architecturally interesting building.



design: AW.10.31

ADVANTAGES

WE GIVE YOU A SENSE OF SECURITY

- The following elements ensure safety: photocells and overload circuit breaker. The signalling lamp signals the gate movement.
- You feel secure each time when you leave or come back home. Thanks to remotely operated gate, you will safely enter your premises without leaving your car, in particular at night.



YOU MAKE YOUR LIFE EASIER

- You do not need to waste your time and energy on searching for individual elements. You will receive a complete gate with fitting elements, which allow to fasten the gate to posts made of any material: steel, stone, or clinker, and to fix it to a new or already existing fence.
- When buying a manually operated gate, you may provide it with an automatic operating system later, without any considerable modifications and unnecessary costs.



YOU GAIN ELEGANCE AND STYLE

- Your premises will gain original character and sophisticated style if you close it with a double-leaf gate. This is modernity in a traditional way.



YOU WILL COMFORTABLY ENTER YOUR PREMISES

- You will comfortably and safely enter your premises at any time of the day and/or night, and in all weather conditions. Owing to remotely operated gate, you don't need to leave your car. You will open the gate with one finger. One click and you are in.



design: AW.10.48, view from premises side

WICKETS



A nice **Entrance Wicket** is a showpiece for each home, and installed electromagnetic lock working with the interphone ensures your security. An additional wicket may be used in any place in the fence, e.g. as a crossing to your neighbour's plot.



design: AW.10.53

ADVANTAGES


YOU CARE FOR YOUR SECURITY AND PROTECT YOUR PRIVACY

- Not leaving your home, you decide, who will be your guest. Owing to an interphone installed on the post you have an easy contact with any person standing outside. If you decide to purchase a videophone, you will additionally see, who you talk to.



YOU COMFORTABLY WALK IN AND WALK OUT

- You need not go outside at night, or on rainy and freezing days. Press one pushbutton to open the wicket, and then the lock will activate automatically.
- You have a nice and stylish wicket, and it is a pleasure to cross it to get inside. All invited guests will appreciate this.



YOU HAVE THE PROBLEM OUT OF YOUR MIND

- You purchase everything in one place: a complete wicket with fitting set. You may fasten it to any posts: steel, stone, or clinker ones, and fix it to a new or already existing fence. Comfortably, without any unnecessary trouble.



YOU DUTIES ARE REDUCED

- Even if all household members are out, waste disposal services will do their job not entering your premises. You will simply close separated area with waste containers both from street side and from garden side.



design: AW.10.61, view from premises side

SEGMENTS AND POSTS



Each architectural style requires suitable setting. Making your choice from among dozens of various **WIŚNIEWSKI Fence** designs, you are able to match your fence to the style of your home.

ADVANTAGES

YOU DECORATE ENVIROMENT AROUND YOURSELF

- The diversity of the WIŚNIEWSKI fence designs, shapes, and colours gives unlimited potential for creating your own environment. You can select from among many variants: straight, concave or convex fence line, segments in a closed structure, interestingly shaped tips, posts topped with a pyramid or ball.



YOU ARE SAVING TIME AND MONEY

- You don't need to worry that your fence assembly will be expensive and take long time. Universal fitting sets matched to different post types: steel, stone or clinker, guarantee correct and quick assembly.
- Inclined site makes no problem. Modular structure of the system allows to fence any area from each side, regardless of its configuration.
- You do not incur concreting costs again when replacing an old fence. You may use an existing brickwork, screwing to it posts on steel feet.
- The WIŚNIEWSKI fence is durable, and looks very well. All of its elements are protected against corrosion, even small fitting elements: grips, screws and nuts.
- Roofs are fixed to posts without rivets. This method eliminates possible corrosion centres. You do not incur any maintenance cost.



YOU COMFORTABLY PICK YOUR POST

- Letter-box incorporated in fence segment is a functional concept, and at the same time gives an excellent visual effect. Your post will be safe, it will not get wet, it will not get into the wrong hands, and you may pick it from the inside of your premises.



design: AW.10.57



design: AW.10.52, view from premises side

DESIGNS OF RESIDENTIAL FENCES THE **Lux** SYSTEM



design: AW.10.39

The **Lux** System

Unconventional approach to the design of fences, rich design and sophisticated form. This fence type adds luxurious character to any elegant premises, and increases its prestige. It is excellent for fencing of exclusive villas and residences, historic buildings and churches, government buildings and offices.

THE Lux SYSTEM



design:
AW.10.31



design:
AW.10.33



design:
AW.10.34



design:
AW.10.39



design:
AW.10.45



design:
AW.10.46



design:
AW.10.48



design:
AW.10.52



design:
AW.10.53



design:
AW.10.56



design:
AW.10.57



design:
AW.10.58



design:
AW.10.59



design:
AW.10.60



design:
AW.10.61



design:
AW.10.62

Available fence options:

□ - straight/P

◩ - convex/Wp

◪ - concave/Wk

TIP TYPES

The SP - type tips



Tip - A



Tip - E



Tip - K



Tip - O



Tip - W

The TOP - type tips



Tip - TOP 3



Tip - TOP 4



Tip - TOP 5

DESIGNS OF RESIDENTIAL FENCES

THE *Style* SYSTEM




design: AW.10.14

The *Style* System

Modernity in stylish form. Original design, which imparts to all premises a unique, individual character, and subtly highlights their exceptional nature. Wide range of offered standard and special colours, standard and custom-made sizes.

SYSTEM *Style*



design:
AW.10.07




design:
AW.10.08



design:
AW.10.09



design:
AW.10.12




design:
AW.10.14



design:
AW.10.15



design:
AW.10.22



design:
AW.10.23



design:
AW.10.24



Available fence options:

 - straight/P
  - convex/Wp
  - concave/Wk

TIP TYPES

The **TOP** - type tips



Tip - TOP 1



Tip - TOP 3



Tip - TOP 4

DESIGNS OF RESIDENTIAL FENCES

THE **Classic** SYSTEM




design: AW.10.06

The **Classic** System

Classical form and shape, straight line, and many options available at the same time. These model concepts ideally match simple architectural forms and modern buildings.


SYSTEM Classic



Available fence options:

□ - straight/P □ - convex/Wp □ - concave/Wk

STANDARD FINISHING





Wide range of offered colours and designs allows to match fence to façade, door and window joinery and finish elements of the building. Moreover, powder painting guarantees great aesthetic effect: the surface is free from sagging, it is possible to obtain various decorative effects and different gloss levels.



design: AW.10.56

STANDARD COLOURS



Blue, RAL 6005 matt



Green, RAL 5010 matt



Grey, RAL 7030 matt



Graphite, RAL 7016 matt



Brown, RAL 8014 matt



Black, RAL 9005 matt
and matt structure



White, RAL 9016

NON-STANDARD COLOURS - MAT



Red, RAL 3005



Grey, RAL 7040



Brown, RAL 8017




Brown, RAL 8019

SPECIAL COLOURS



Anthracite



Cast-Iron

OTHER RAL COLOURS - GLOSS



COMMENT: Colours and gloss levels shown shall be considered informative only.

GALLERY THE Lux SYSTEM



design: AW.10.31/Wp



design: AW.10.31/P



design: AW.10.34/P



design: AW.10.48/Wp



design: AW.10.53/P



design: AW.10.56/Wp

GALLERY
THE *Style* SYSTEM



design: AW.10.08/P



design: AW.10.12/Wp



design: AW.10.15/P



design: AW.10.24/Wp



design: AW.10.14/P



design: AW.10.07/P

GALLERY THE Classic SYSTEM



design: AW.10.02/P



design: AW.10.06 EKO/P



design: AW.10.30/P



design: AW.10.56AW.10.01/P



design: AW.10.17/Wk



design: AW.10.16/Wp



THE COMPANY

The **WIŚNIEWSKI Group** is the largest Central European manufacturer of garage and industrial doors and fence systems. We are a private company, entirely based on Polish capital.

Currently, we employ almost 1000 people. For few years now, we have been working according to the Quality Management System possessing the ISO 9001:2000 certificate. All products satisfy applicable standards of quality and safety. The production processes are characteristic of special care for natural environment.

Our sales network includes more than 800 Sales Points located all over Poland and abroad. They ensure prompt completion of orders and professional consulting aided by our Sales Representatives.

We direct our offer both to individual clients, and to companies and institutions.

When purchasing the WIŚNIEWSKI products, you are sure that you have invested in a good Polish brand.

TECHNOLOGIES

Our motto is **quality without compromise**. The manufacture of products at world quality level requires innovative technologies: production process automation ensures repeatability and accuracy; efficient processes guarantee keeping prices at competitive level, best materials make up the best product.

Most of elements and subassemblies are developed in our own design office. This allows us to maintain full control over the whole product.



WIŚNIEWSKI

Offer

Garage doors

sectional, roller and overhead doors, double-leaf gates, automatic systems

Industrial doors

sectional and roller doors, overhung sliding gates, automatic systems

Industrial fences

sliding and double-leaf gates, wickets, segments, posts, automatic systems

Residential fences

sliding and double-leaf gates, wickets, segments, posts, panel grate fences, automatic systems

Aluminium joinery

aluminium doors, automatic doors, aluminium windows, façades, aluminium fire doors

Steel joinery

steel profile doors, steel profile fire doors and walls

The products shown on photographs are often provided with special accessories and not always comply with standard options. All rights reserved. Copying and use of this material, in part or as a whole, is allowed only with the WIŚNIEWSKI Company consent. The Manufacturer reserves the right to introduce changes.

NIP: 734-000-83-23 ■ Regon: 490017080 ■ Wpis do EDzG Wójt Gminy Chełmiec 279

Issue 01/02.08/EN



The WIŚNIEWSKI Group

PL / 33-311 Wielogłowy 153

Tel. (+48 18) 44 77 270

Fax (+48 18) 44 77 277

www.wisniowski.pl

N = 49° 40' 10"

E = 20° 41' 12"

